

## IMPORTANT INSTALLATION CONSIDERATIONS

- NOTE:** Some showers may not provide an effective shower when used with gravity fed heated water systems or where pressures are less than 150kPa at the outlet. Additionally, showers with flow rates of less than 9L/min may not allow the following to function correctly:
  - some instantaneous water heaters
  - some tempering valves
  - some thermostatic mixing valves
- Some shower heads only operate correctly when hot and cold water supplies are both mains pressure and may not be suitable for some instantaneous hot water services.
- When water pressure is in excess of 500kPa a pressure limiting device is required in accordance with AS/NZS 3500 1.12 recommendation.

### Operating Temperature:

Hot: Max 80+C\*

Cold: Min 5+C

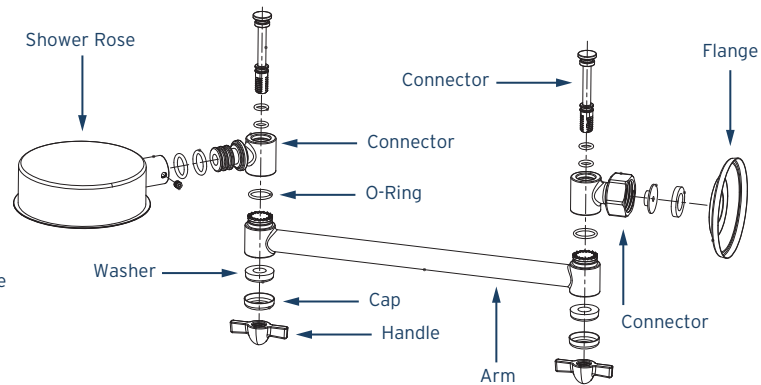
### Inlet Connections:

All 1/2" BSP

## IMPORTANT: Please read all of the instruction before installation

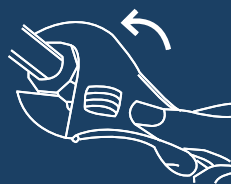
### General:

- \*This product must be installed in compliance with all relevant regional regulations.
- It is the responsibility of the installer to ensure a waterproof seal is achieved between the product and mounting surface. If in doubt about the quality of the seal, remove the product and reinstall using silicone to ensure a seal is achieved.
- All pipe work must be thoroughly flushed prior to the installation of the hose.
- After installation all connections must be checked for leaks.
- All outlets used primarily for personal hygiene shall deliver water at a safe temperature as per regional regulations.



### STEP 1

Unscrew your old shower anti-clockwise.



### STEP 2

Clean the exposed thread and bind clockwise with thread sealing tape.




### STEP 3

All pipework must be thoroughly flushed prior to the installation of the shower.

### STEP 4

Screw on your new shower (clockwise).



## CARE & CLEANING:

Never use abrasives or abrasive cleaning agents to clean this product. Clean regularly with contamination free warm soapy water and a damp soft cloth.

### THIS WARRANTY IS ISSUED BY:

**GWA Group Limited**  
 ABN 35 000 189 499  
 1 Melito Court Prestons  
 NSW 2170  
[www.flexispray.com.au](http://www.flexispray.com.au)

### FLEXISPAY REPLACEMENT GUARANTEE

The warranty covers replacement of faulty components only. Warranty does not cover inspection or installation. The product is guaranteed under normal domestic use and is subject to conditions. See [flexispray.com.au](http://flexispray.com.au) for details. We reserve the right to vary specifications or delete models from our range without prior notification.

**Customer Service (Australia)**  
 National Call Centre 13 14 16



AS/NZS 3662  
 WMKT21090

